



Leve freno e leve comando



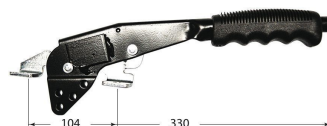
Cod.	Descrizione	Applicazione
LF1014	Leva freno a mano	Mitsubishi




Cod.	Descrizione	Applicazione
LF1012	Leva freno a mano	Toyota




Cod.	Descrizione	Applicazione
LF1017	Leva freno a mano	OM



Cod.	Descrizione	Applicazione
LF1019	Leva freno a mano	Detas Robustus




Cod.	Descrizione	Applicazione
LF1010	Leva freno a mano	Toyota

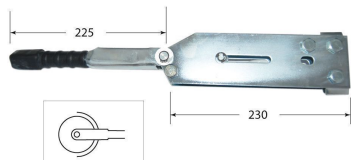


Cod.	Descrizione	Applicazione
LF1018	Leva freno a mano	OM


Leve freno e leve comando




Cod.	Descrizione
LF1033	Leva freno a mano




Cod.	Descrizione
LF1000	Leva freno a mano



Cod.	Descrizione
LF1008	Leva freno a mano



Cod.	Descrizione
LF1007	Leva freno a mano



Cod.	Descrizione
LF1035	Leva freno a mano




Cod.	Descrizione	Applicazione
LF1034	Leva freno a mano	Cesab


Leve freno e leve comando



Cod.	Descrizione	Applicazione
LF1002	Leva freno a mano	Cesab




Cod.	Descrizione	Applicazione
LF1009	Leva freno a mano	Cesab




Cod.	Descrizione	Applicazione
LF1015	Leva freno a mano	Hyster



Cod.	Descrizione	Applicazione
LF1011	Leva freno a mano	Hyster




Cod.	Descrizione	Applicazione
LF1004	Leva freno a mano	Lugli



Cod.	Descrizione	Applicazione
LF1013	Leva freno a mano	Mitsubishi

Leve freno e leve comando



Cod.	Descrizione	Applicazione
TA14899	Leva freno a mano	Pieralisi



Cod.	Descrizione	Applicazione
BK10316	Leva comando	Sibicar-Varie



Cod.	Descrizione	Applicazione
WB115670	Pedaliera freno a mano	Toyota